



MICROSOFT FLIGHT SIMULATOR KEY ASSIGNMENT STARTER GA PROFILE

Yawman Arrow





MEET THE ARROW

Thoughtfully Crafted



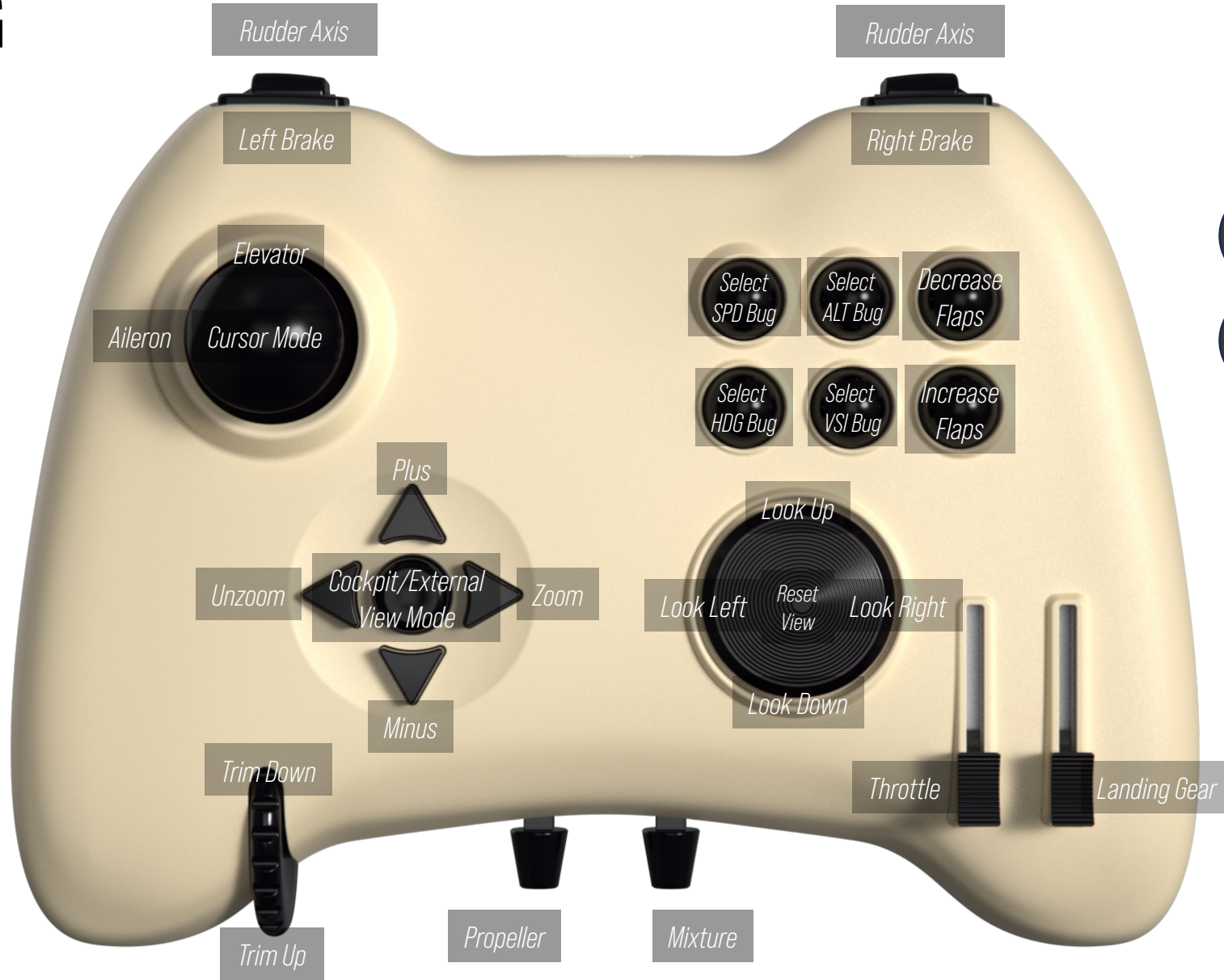
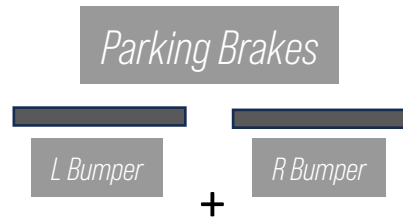
BUTTON ID



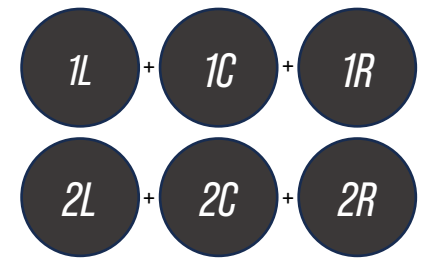
BASE MAPPING

Wheel Trim Input

Cockpit & External View

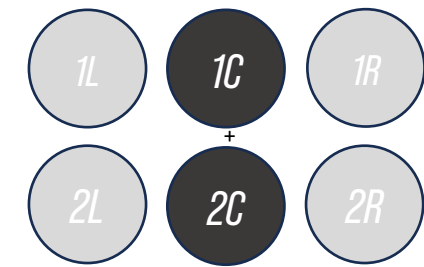


Toggle Pause/Set Pause Off



Engine Autostart

Flashlight



WITH D-PAD UP FIRST PRESS

Wheel Trim - Cockpit View

External View



WITH R BUMPER SECOND PRESS

Each autopilot mode is activated with a Six Pack button plus the right bumper.



*Toggle
Flight Level Change*

*Toggle
Altitude Hold*


*Toggle
Heading Hold*

*Toggle
VS Hold*

NOTE: Speed modes vary by aircraft type.

Aircraft without autothrottle should activate **Toggle Autopilot Flight Level Change (FLC)**

Aircraft with autothrottle should activate **Autopilot Airspeed Hold**



MSFS CURSOR MODE & MENU FAMILIARITY

The Yawman Arrow provides unique flying functionality while maintaining a bridge to many of the familiar simulator menu assignments found on an Xbox controller when connected to a PC.

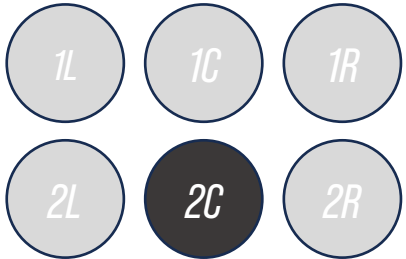


NOTE: The Yawman Arrow is not Xbox compatible.



DRONE MODE CONTROLS

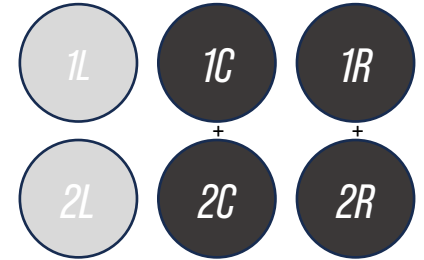
Toggle activation with D-Pad Left & Right Arrow



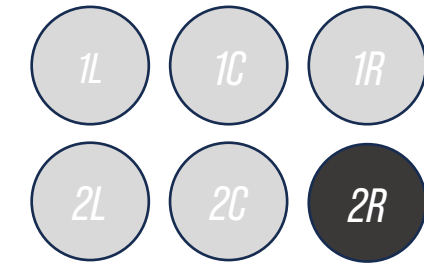
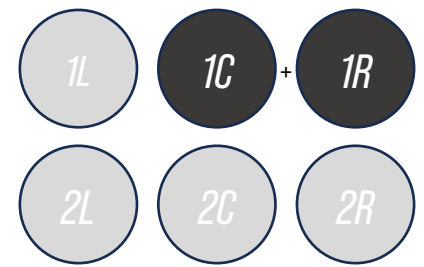
Toggle Lock Mode




Follow Mode *Toggle Depth of Field*



Top Down View



Toggle Auto Focus



SLEW MODE CONTROLS

Toggle activation with Y key
on your keyboard

