




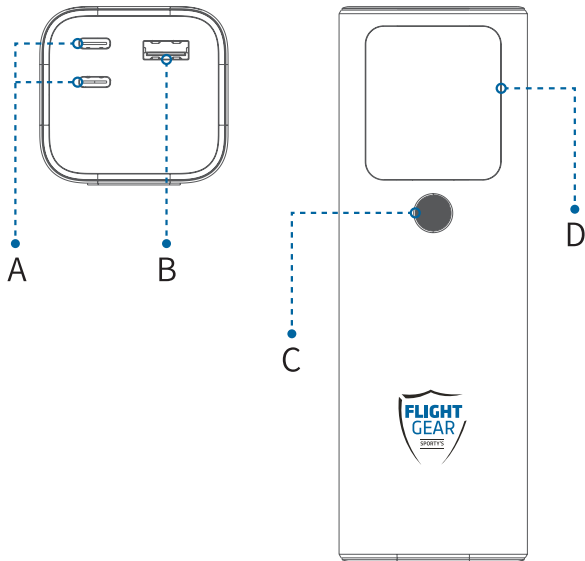
SMART BATTERY PACK MAX

QUICK START GUIDE



Components

- A. Type-Cs input/output
- B. USB-A output
- C. Power button
- D. Power display



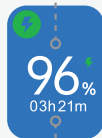
Notices

1. If the smart battery pack does not start charging automatically, click the power button to reset the output of the power bank.
2. The charging speed of electronic devices with lithium-ion batteries such as mobile phones is not only related to the power of power bank, but also to whether the protocol is consistent with the power bank, and the maximum charging power set by the phone itself. In addition, the more power the phone has, the slower the charging speed (it will gradually decrease).
3. When connected to an iPhone, the run time on the second page of the screen is locked. To reset it, simply unplug the data cable from the power bank and plug it in after 3 seconds.

Screen Displays

Color Key: ■ Charging Input ■ Charging Output ■ Not in Use

Remaining power



Input Output

C1: 140W

C2: 0.0W

A1: 22.5W

Charging time

Power

Simultaneous input/output interface




Input Output

C1: 0.0W

C2: 0.0W

A1: 0.0W

No input/output




Input Output

C1: 140W

C2: 0.0W

A1: 0.0W

Input interface



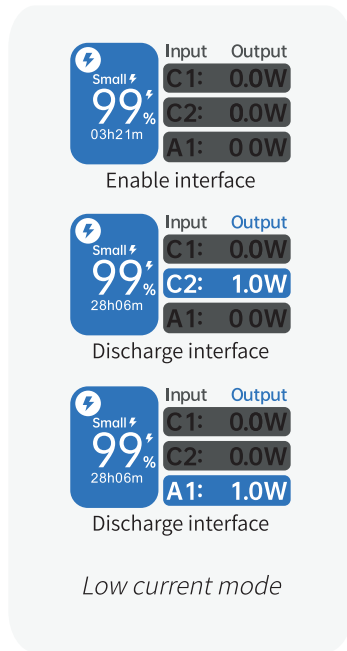
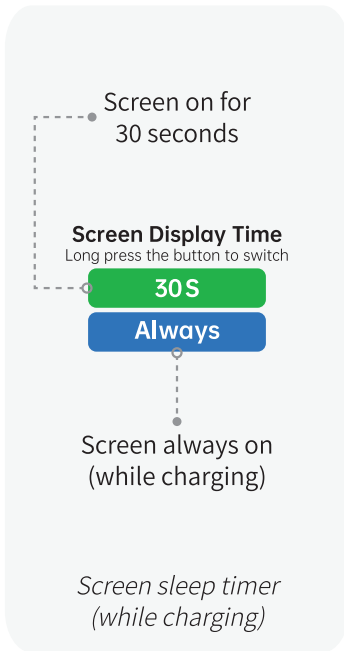
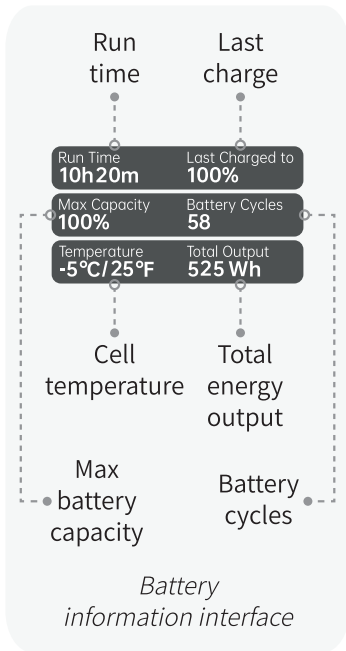
Input Output

C1: 140W

C2: 0.0W

A1: 0.0W

Output interface



Power Temperature Protection Warnings

Temperature



Input paused
Let the power bank cool down

If Smart Battery Pack Max exceeds $45^{\circ}\text{C}/113^{\circ}\text{F}$ while charging, the Input temperature protection begins. This warning will appear on the screen.

Temperature



Input & Output paused
Let the power bank cool down

If Smart Battery Pack Max exceeds $60^{\circ}\text{C}/140^{\circ}\text{F}$, the Input/Output temperature protection begins. This warning will appear on the screen.

Temperature



Input paused
Environment too cold for use

If Smart Battery Pack Max gets below $0^{\circ}\text{C}/32^{\circ}\text{F}$, the Input temperature protection begins. This warning will appear on the screen.

Temperature



Input & Output paused
Environment too cold for use

If Smart Battery Pack Max gets below $-15^{\circ}\text{C}/5^{\circ}\text{F}$, the Input/Output temperature protection begins. This warning will appear on the screen.

Battery Specifications

Flight Gear Smart Battery Pack Max

Product #2800

Capacity: 27,600mAh 99.36Wh

Both Type-C Inputs/Outputs: 5V=3A, 9V=3A, 12V=3A, 15V=3A, 20V=5A, 28V=5A

USB-A Output: 5V=3A, 9V=2A, 10V=2.25A, 12V=1.5A

Total Output: 28V=5A (140W Max)

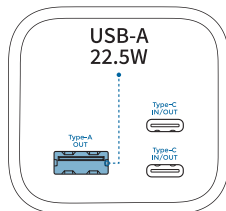
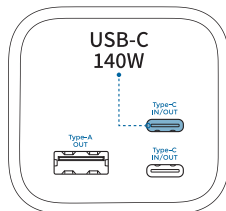
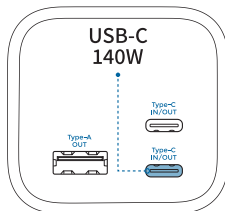
Features

Delivers power, safety, and intelligence in one compact design. With 27,600 mAh of capacity, this powerhouse charges multiple devices including your EFB simultaneously without interference, ensuring you stay connected and powered up in the cockpit.

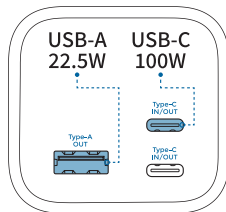
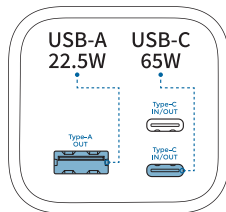
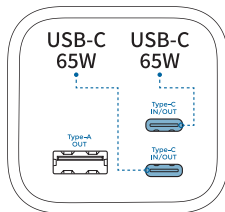
- No radio interference
- Three charging ports
- Intelligent power management
- Pass-through charging
- Advanced safety features
- Smart digital display
- Durable aluminum casing
- Huge battery capacity

Intelligent Fast Charge

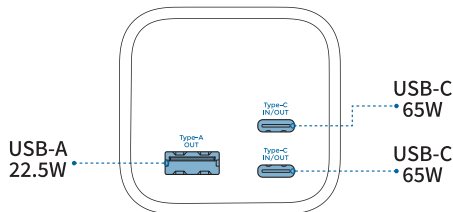
Single-port mode



Two-port mode



Three-port mode



Battery Pack Safety and Usage Guidelines

To ensure safe and efficient use of this product, please follow these guidelines:

Charge regularly: If the product is not used for an extended period, charge it at least once every three months.

Use a certified power adapter: When using a power adapter for charging, ensure it meets CCC certification standards and regulatory requirements.

Avoid overcharging: If the charging indicator remains on for an extended period, unplug the charger to prevent battery damage due to prolonged charging.

Optimal operating conditions: Use this product in an environment with a temperature range of 0-35°C (32-95°F). Keep away from excessive moisture, high temperatures, and open flames.

Proper storage: Store in a dry location, away from damp environments and corrosive substances to prevent damage.

Avoid harsh cleaning agents: Do not use strong chemicals, soap, or abrasive cleaners to clean this product. Use a soft, dry cloth instead.

Do not disassemble or expose to extreme conditions: Never disassemble, drop, impact, or expose this product to fire or water, as it may cause damage or hazardous situations.

Keep away from water: Do not use or attempt to operate the product after it has been submerged in water.

Battery malfunctions: If the battery expands, leaks, emits an odor, or shows any signs of damage, stop using the product immediately and dispose of it properly.

Following these safety precautions will help ensure long-lasting performance and prevent potential hazards. If you experience any issues, please contact Sporty's support for assistance.

No Response from the Connected Device

If your device is not charging, please check the following possible causes and solutions:

- A. **Insufficient power:** The battery level of this product may be too low. Please recharge it before use.
- B. **Voltage incompatibility:** The voltage of the connected device may not be compatible with this product. Verify the voltage requirements of your device.
- C. **Incorrect connection:** Ensure that this product is properly connected to the charging device.
- D. **Damaged cable or connectors:** Check for any damage to the charging cable or connectors. Replace them if necessary.
- E. **Internal circuit malfunction:** If the issue persists, the product may have an internal circuit failure. Please contact Sporty's support for assistance.
- F. **Short circuit protection activated:** If the output port is mistakenly connected to the input port using a charging cable, short circuit protection will be triggered. Disconnect the cable and plug the product into an AC charger or a computer USB port to reset the protection.



WARNING: This product contains, or its use may produce and expose you to, chemicals, known to the State of California as likely causes of cancer, birth defects and/or other reproductive harm. For more information go to **www.P65Warnings.ca.gov**

Warranty

Guarantee: 1 Year

All of the products have been tested and verified:
For any issues please contact Sporty's at **support@sportys.com**



/ Sportys.com / 513.735.9100 (support@sportys.com)