



Stealth

AUDIO LINK

User Guide

Advisories.

Please thoroughly read this booklet before using your Audio Link. Keep these instructions easily accessible for all users. When sharing this device with third parties, always provide the booklet.

In the unlikely event of a problem with your Audio Link, it is recommended that you switch to an alternate communication method and use standard cockpit resource management skills to minimize potential distractions.

Please be aware that aircraft sounds, such as: engines, propellers, and warning alarms, etc., may sound different when using your new headset.

When listening to an audio source via your Faro Audio Link, please limit the volume to safe levels to ensure you are able to hear your aircraft's communication and warning alarms.

Do not attempt to disassemble or service the inside of the ear cups or other parts of the headset. Doing so will void your warranty and may result in unexpectedly poor headset performance.

Product Registration.

Please register your Audio Link at www.FaroAviation.com for warranty, product updates, and access to free pilot resources from experienced certified flight instructors.

Connect with Faro.

- **Twitter**
www.Twitter.com/FlyFaro
- **Facebook**
www.FaceBook.com/FAROAvtiation
- **Instagram**
www.Instagram.com/FlyFaro
- **YouTube**
www.YouTube.com/user/FAROAvtiation

Copyright © 2020. Faro Aviation, LLC. All Rights Reserved. Faro is a registered trademark of Faro Aviation, LLC. Bluetooth® is a registered trademark of Bluetooth SIG, Inc. All product names, trademarks and registered trademarks are property of their respective owners. All company, product and service names used in this website are for identification purposes only. Use of these names, trademarks and brands does not imply endorsement.


Function Overview.



- A. **Volume Control:** You can independently adjust the volume from your Audio Link for each ear.
- B. **Power Status / Button:** Press and hold for one second to turn on or off Audio Link. LED indicates the power source and its status.
- C. **Bluetooth Status / Button:** Press and hold for one second to turn on or off the Bluetooth. LED indicates the Bluetooth status. Additional phone functions are available.
- D. **Audio Priority Switch:** Controls how Aux audio and transmissions are prioritized.
- E. **Aux Input:** Use the provided 3.5 mm cable to connect to your audio source without Bluetooth.
- F. **USB-C Input:** Power your Audio Link via USB instead of through batteries.
- G. **Bluetooth Volume:** Adjust your Bluetooth device volume.

Powering On.

Faro Audio Link can be powered via two AA batteries or via a USB-C connection.



To switch On:

Press the power button for more than 1 second and then let go.

If power button is pressed for more than 3 seconds, Audio Link will turn on and then off.

To switch Off:

Press the power button for 1 second

Battery Type:

For optimal performance, use alkaline batteries from trusted brands. Rechargeable batteries are not recommended, because they provide uneven voltage power.

Please do not mix old and new batteries.

Bluetooth.



To switch on Bluetooth:

Press the Bluetooth button for more than 1 second to turn on Bluetooth, Audio Link will begin searching for it.

To switch off Bluetooth:

Press the Bluetooth button for more than 1 second.

On your device, look for the Bluetooth name "BT- ANR." If prompted for a code, enter 0000.


Tips:

Bluetooth connects with the last device automatically. If no connection is made within 3 seconds, Audio Link will start to search for new devices.

Please disable Bluetooth on your last device to connect Audio Link to a new phone.

Bluetooth Volume.

On the side of the Audio Link, press Volume + / - to adjust the Bluetooth volume.



Bluetooth Phone Functions.

- Press once to pick up a call
- Press once to hang up a call
- Press for more than 1 second to decline call
- Press twice quickly to redial the last call

Headset Volume.

To adjust the headset volume, please use the volume knobs on the front of your Audio Link.



Audio Priority Modes.


You may wish to mute your auxiliary audios when you are sending or receiving transmission.



- Radio priority: with incoming transmission, Bluetooth and Aux are muted gradually and resume after transmission ends.
- Music: Aux and Bluetooth continue to play along with the transmission.
- Mute: only transmissions are heard, Bluetooth and Aux are muted.

Aux In.

Use the provided 3.5 mm cable to connect your device to the AUX socket. Adjust the volume of your Aux input from your device (phone or tablet, etc).



LED Color Indicators.

Main Power Button:

- Steady Green - Headset is powered via USB
- Flashing Green - Headset is powered by battery
- Orange - Audio Link has low battery
- Red - Audip Link will be turn off shortly

Bluetooth Button:

- Flashing Blue and Red - Searching for device
- Red Flash Twice - Device Disconnected
- Blue Flash - Connected
- Short Blue Flash - Call is in progress

Auto Shut Off.

You have the option to disable the auto shut off feature. The switch is located on the back of your Audio Link.

With Auto Shut off enabled:

a) If the Audio Link is not connected to the intercom and there is no aux or bluetooth audio, it will auto shut off in five minutes.


If the Audio Link is not connected to the intercom, but there is a Bluetooth or Aux input, it will auto shut off after 60 minutes.

b) If the Audio Link is connected to the intercom, it will not automatically turn off.

Note: If the Audio Link shuts off unexpectedly after 5 minutes, we recommend disabling the auto shut off feature.

Mono / Stereo Switch.

For most general aviation aircraft, the Mono setting is correct. If you only hear in one side of your headset, please switch to the Stereo mode.



Product Warranty.

6-MONTH LIMITED WARRANTY FOR NEW AUDIO LINKS SOLD BY FARO AVIATION.

Faro Aviation, LLC ("Faro Aviation") warrants that the new aviation accessories sold by Faro Aviation ("New Accessory") is free from all material defects in workmanship and materials. For the New Accessory, all warranties provided by Faro Aviation and all implied warranties imposed by law are limited to a 6-Month period, beginning on the purchase date shown on the New Accessory's sales receipt ("Warranty Period"). This 3-Year Limited Warranty ("Limited Warranty") is provided solely for the benefit of the initial purchaser of the New Accessory ("Purchaser"), and it excludes all 3rd parties, including distributors, dealers, retailers, subsequent owners, and other users of the New Accessory. This Limited Warranty is not assignable and remains in full force and effect during the Warranty Period, but only if the New Accessory: (a) has been properly maintained; (b) has not been abused or misused; and (c) has not been repaired, altered, or modified without Faro Aviation's approval. This Limited Warranty specifically excludes all taxes, shipping costs, and problems relating to any: (1) repair, alteration, or modification not approved by Faro Aviation; (2) abuse or failure to properly maintain the New Accessory; (3) faulty workmanship by any person, except Faro Aviation or its approved agent; (4) operation of the New Accessory, except as specified in its operating manual; (5) ordinary wear and tear; or (6) finish and appearance item. For each claim made under this Limited Warranty ("Claim"), Purchaser must, within 10 days of discovering a New Accessory problem indicating a breach of this Limited Warranty, deliver to Faro Aviation a written notice that explains in detail the New Accessory's specific defect, that shows proof of Purchaser's purchase of the New Accessory before the end of the Warranty Period, and that shows proof that this Limited Warranty applies to the New Accessory. Faro Aviation or its agent may investigate any Claim. Faro Aviation or its agent may investigate any Claim. For each Claim, Faro Aviation may, in its sole discretion, choose any of the following exclusive remedies: (I) repair or replace the New Accessory or any part thereof with same or similar Accessory, without charge to Purchaser, but first Purchaser must return the New Accessory to Faro Aviation's authorized repair facility, pre-paying all shipping charges, and Purchaser must accept the same as repaired or replaced at the facility's location (i.e., FOB the facility) within 10 days of the date of Faro Aviation's completion notice sent to Purchaser, or else Faro Aviation will deem the New Accessory abandoned, in which case Faro Aviation may keep, sell, or otherwise discard it; or (II) refund the New Accessory's purchase price to Purchaser. Without paying any amount to Purchaser, Faro Aviation may keep, sell, or otherwise discard all replaced New Accessories and parts thereof and all New Accessories where Faro Aviation has refunded the purchase price to Purchaser.

In repairing or replacing any New Accessory, Faro Aviation may, in its sole discretion, use new, used, or reconditioned parts or provide a refurbished used accessory as a replacement. In connection therewith, Faro Aviation warrants that all new, used, or reconditioned parts or refurbished used accessories will be free from all material defects in workmanship and materials during the Warranty Period and for a period of up to 90 days thereafter, but only to the extent that such event occurs during the final 90 days of the Warranty Period. Faro Aviation may, in its sole discretion, (i) establish separate, additional, non-warranty repair and replacement programs for any new or used accessory ("Non-Warranty Service Programs"), (ii) the Non-Warranty Service Programs may cover any time period, before or after any Warranty Period has expired, and (iii) charge any amount and impose any term with respect to any Non-Warranty Service Program. For Non-Warranty Service Programs, Faro Aviation warrants that all new, used, reconditioned, or refurbished parts and accessories used to repair or replace any accessory will be free from all material defects in workmanship and materials, but only for a limited period of 90 days thereafter. Purchaser acknowledges that used or reconditioned parts may be used to repair any new or used accessory, and that a refurbished used accessory may be provided as a replacement for any new or used accessory.

Faro Aviation may hire a 3rd party to repair or replace any new or used accessory. "Including" means "including, but not limited to."

THE TERMS IN THIS DOCUMENT ARE THE ONLY TERMS THAT GOVERN FARO AVIATION'S WARRANTY OBLIGATIONS FOR ANY NEW OR USED Accessory OR PART THEREOF. NO ORAL OR OTHER WRITTEN TERM APPLIES. THIS DOCUMENT PROVIDES THE EXCLUSIVE REMEDY FOR ALL CLAIMS AGAINST FARO AVIATION WITH RESPECT TO ANY NEW OR USED ACCESSORY OR PART THEREOF. NOTWITHSTANDING ANY PROVISION TO THE CONTRARY IN THIS LIMITED WARRANTY, FARO AVIATION RESERVES THE RIGHT TO MODIFY, AT ANY TIME AND FROM TIME TO TIME IN ITS SOLE DISCRETION, ANY AND ALL TERMS IN THIS LIMITED WARRANTY. EACH SUCH MODIFICATION IS DEEMED EFFECTIVE UPON PUBLICATION ON FARO AVIATION'S WEBSITE OR OTHERWISE.

TO THE EXTENT ALLOWED BY LAW: FARO AVIATION DISCLAIMS AND PROVIDES THIS LIMITED WARRANTY IN LIEU OF ALL OTHER EXPRESS OR IMPLIED WARRANTIES, INCLUDING ANY WARRANTY OF MERCHANTABILITY OR FITNESS FOR A PARTICULAR PURPOSE.

FARO AVIATION IS NOT LIABLE FOR CONSEQUENTIAL, INCIDENTAL, PUNITIVE, INDIRECT, SPECIAL, LOST PROFITS, OR SIMILAR DAMAGES CLAIMED UNDER ANY STATUTE OR LEGAL OR EQUITABLE THEORY. FARO AVIATION'S TOTAL LIABILITY FOR ALL CONTRACT, TORT (INCLUDING NEGLIGENCE), STATUTORY, OR OTHER CLAIMS ARISING FROM OR RELATING TO THIS LIMITED WARRANTY OR ANY HEADSET OR PART THEREOF IS LIMITED TO \$1,000. SOME STATES DO NOT ALLOW THE LIMITATION OF CONSEQUENTIAL DAMAGES, SO THE ABOVE LIMITATIONS MIGHT NOT APPLY TO PURCHASER. THIS LIMITED WARRANTY GIVES PURCHASER SPECIFIC LEGAL RIGHTS, AND PURCHASER MIGHT HAVE OTHER RIGHTS THAT VARY FROM STATE TO STATE.

FOR PURCHASERS IN CALIFORNIA: PURCHASER HAS THE RIGHT TO HAVE THE NEW HEADSET SERVICED AND REPAIRED DURING THE WARRANTY PERIOD. THE WARRANTY PERIOD WILL BE EXTENDED FOR THE NUMBER OF WHOLE DAYS THAT THE NEW HEADSET HAS BEEN OUT OF PURCHASER'S HANDS FOR WARRANTY REPAIRS. IF A DEFECT EXISTS DURING THE WARRANTY PERIOD, THIS LIMITED WARRANTY WILL NOT EXPIRE UNTIL THE DEFECT HAS BEEN FIXED. IF ANY WARRANTY REPAIR HAS BEEN DELAYED BECAUSE OF CIRCUMSTANCES BEYOND PURCHASER'S CONTROL, OR IF ANY WARRANTY REPAIR DID NOT REMEDY A DEFECT AND PURCHASER NOTIFIES FARO AVIATION OF SUCH FAILURE WITHIN 10 DAYS AFTER THE REPAIR, THE WARRANTY PERIOD WILL BE EXTENDED FOR A PERIOD EQUAL TO THE DURATION OF THE DELAY. IF, AFTER A REASONABLE NUMBER OF ATTEMPTS, THE DEFECT REMAINS UNFIXED, PURCHASER MAY RETURN THE NEW HEADSET FOR REPLACEMENT OR REFUND, SUBJECT TO A REASONABLE DEDUCTION FOR PURCHASER'S USE OF THE NEW HEADSET. ANY EXTENSION OF THE WARRANTY PERIOD DOES NOT AFFECT ANY PROTECTION OR REMEDY AVAILABLE TO PURCHASER UNDER APPLICABLE LAW.

GOVERNING LAW: This non-transferable limited warranty shall be governed by the law of the State of Nevada, U.S.A., and by the laws of the United States of America, excluding their conflicts of laws principles. Furthermore, the United Nations Convention on Contracts for the International Sale of Goods is hereby excluded in its entirety from application to this non-transferable limited warranty. Jurisdiction and venue shall be exclusive to the courts of Clark County, Nevada.

Warranty service conditions are subject to change without notice. Please refer regularly to the latest warranty terms and conditions, and additional information regarding FARO Aviation Limited Warranty, at www.faroaviation.com or its related brands or products. Send All Correspondences to: FARO Aviation, PO BOX 14923, LAS VEGAS, NV 89114 or via email at contact@faroaviation.com.

